



RIKEN KEIKI

# Portable multi gas detector Model: GX-6000



## ===== FEATURES =====

### Multi gas detection

1 to 6 gases

### Smart sensor

PID, EC, IR, OS

### Small & light

World smallest & lightest

### Interchangeable

### power source

Li-ion / Alkaline

### Wide operation temp.

-20 to 50°C

### High water &

### dust proof level

IP67

### Various approvals

ATEX / IECEx / CE

### Docking station

SDM-6000

### New functions

Full dot LCD / Multi language / Man down /  
Panic alarm / LCD inversion / LED Flashlight

## Application

- ⊙ Personal monitoring
- ⊙ Refineries/Petrochemical/  
wastewater treatment
- ⊙ Confined space
- ⊙ Utilities
- ⊙ Chemical plants
- ⊙ Hazardous material
- ⊙ Water
- ⊙ Fire service
- ⊙ Mining



*Smart sensors for PID, Electro Chemical, IR  
and Galvanic cell are newly released !!*

## Each sensor specification

Gas to be detected	Combustible gas (HC/CH4) <%LEL>	Oxygen (O2)	Hydrogen sulfide (H2S)	Carbon monoxide (CO)	Ammonia (NH3)
Detection principle	New ceramic	Galvanic cell type	Electrochemical type	Electrochemical type	Electrochemical type
Detection range <Extra range>	0 - 100%LEL	0 - 25.0% <to 40.0 vol%>	0 - 30.0 ppm <to 100.0 ppm>	0 - 150 ppm <to 500 ppm>	0 - 400.0 ppm
Minimum resolution	1%LEL	0.1 vol%	0.5 ppm	1 ppm	0.5 ppm
Alarm setpoint	10%LEL (AL1) 50%LEL (AL2) 100%LEL (OVER)	19.5 vol% (AL1) 23.5 vol% (AL2) 40.0 vol% (OVER)	5.0 ppm (AL1) 30.0 ppm (AL2) 10.0 ppm (TWA) 15.0 ppm (STEL) 100.0 ppm (OVER)	25 ppm (AL1) 50 ppm (AL2) 25 ppm (TWA) 200 ppm (STEL) 500.0 ppm (OVER)	25.0 ppm (AL1) 50.0 ppm (AL2) 25.0 ppm (TWA) 35.0 ppm (STEL) 400.0 ppm (OVER)
Gas to be detected	Volatile organic compound (VOC) <ppb>	Volatile organic compound (VOC) <ppm>	Sulfur dioxide (SO2)	Nitrogen dioxide (NO2)	Chlorine (CL2)
Detection principle	Photoionization type	Photoionization type	Electrochemical type	Electrochemical type	Electrochemical type
Detection range	50000 ppb	6000 ppm	0 - 6.00 ppm	0 - 9.00 ppm	0 - 10.00 ppm
Minimum resolution	1 ppb (0 - 5000 ppb) 10 ppb (5000 - 50000 ppb)	0.1 ppm (0 - 600.0 ppm) 1 ppm (600 - 6000 ppm)	0.05 ppm	0.05 ppm	0.05 ppm
Alarm setpoint	5000 ppb (AL1) 10000 ppb (AL2) — (TWA) — (STEL) 50000 ppb (OVER)	400.0 ppm (AL1) 1000.0 ppm (AL2) — (TWA) — (STEL) 6000 ppm (OVER)	2.00 ppm (AL1) 5.00 ppm (AL2) 2.00 ppm (TWA) 5.00 ppm (STEL) 6.00 ppm (OVER)	3.00 ppm (AL1) 6.00 ppm (AL2) 3.00 ppm (TWA) 9.00 ppm (OVER)	0.50 ppm (AL1) 1.00 ppm (AL2) 0.50 ppm (TWA) 1.00 ppm (OVER)
Gas to be detected	Hydrogen cyanide (HCN)	Carbon dioxide (CO2) <vol%>	Combustible gas (HC) <%LEL/vol%>	(*) Automatic %LEL and vol% range switching	
Detection principle	Electrochemical type	Non-dispersive infrared type	Non-dispersive infrared type		
Detection range <Extra range>	0 - 15.0 ppm	0~5.00vol%	0~100%LEL/ <to 30.0vol%> (*)		
Minimum resolution	0.1 ppm	0.02vol%	1%LEL/0.5vol%		
Alarm setpoint	5.0 ppm (AL1) 10.0 ppm (AL2) 4.7 ppm (STEL) 15.0 ppm (OVER)	0.50vol%(AL1) 3.00vol%(AL2) 0.50vol%(TWA) 3.00vol%(STEL) 5.00vol%(OVER)	10%LEL/—(AL1) 50%LEL/—(AL2) 100%LEL/30vol% (OVER)		

## Gas combination (1-6 gases) & Battery type

### < Gas combination >

#### ■ Standard 4 gas sensor



No.	Target gas	Sensor	Code
①	CH4 or HC	NC-6264AZP	M or H or 0
②	O2	OS-BM2	1 or 0
③	H2S	ES-1827i	1 or 0
④	CO	ES-1821	1 or 0

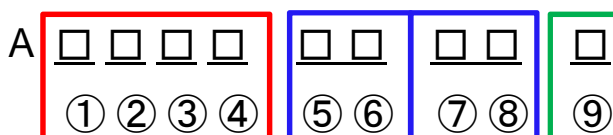
#### ■ Smart sensor



⑤⑥	VOC (ppb)	PIS-001	P1
	VOC (ppm)	PIS-002	P2
⑦⑧	SO2	ESS-03DH	E1
	NO2	ESS-03DH	E2
	HCN	ESS-03DH	E3
	NH3	ESS-B332	E4
	CL2	ESS-B335	E5
	CO2 (5vol%)	DES-3311-1	D1
	HC (IR)	DES-3311-2	D2
	None	—	00

### < Battery type >

No.	Battery type	Model	Code
⑨	Lithium-ion	BUL-6000	L
	Dry alkaline	BUD-6000	D



"A" is a fixed code.

Choose a combination of 1-6 gases and battery type from the tables left.

① to ④: Standard 4 gas sensor (0 to 4 sensors)

⑤⑥, ⑦⑧: Smart sensor (0 to 2 sensors)

⑨: Battery type



Ex.) When "M110P1E1L" is indicated, the gases to be detected are "CH4 <%LEL>, O2, H2S, VOC (ppb), SO2", and the battery type is Lithium-ion.

#### NOTE:

Interference effects on indicated values are seen on some combination. For more details, please contact RIKEN KEIKI.

## Special attention gas combinations

### < PID + LEL (Catalytic combustion) >

Some gases detected by PID sensor may poison or inhibit catalytic elements in the LEL (Catalytic combustion) sensor. This may result in reducing the LEL sensor sensitivity against target gases.



### < PID + O2 (Galvanic cell) >

Some gases detected by PID sensor may poison Galvanic cell sensor. This may result in reducing the O2 sensor sensitivity against target gas.



### < Electrochemical + Electrochemical >

Some sensors have negative and positive interference effects against a certain kind of gases. Table below shows response examples. If the interference gases exist in the same measuring environment, indicated values on GX-6000 can be unreliable.



#### Positive side interference gas combination

No.	Target gas / Interference gas
1	SO2 / CO
2	HCN / CO
3	HCN / H2S
4	HCN / SO2
5	CO / H2S
6	CL2 / SO2
7	CL2 / NO2

#### Negative side interference gas combination

No.	Target gas / Interference gas
1	SO2 / NO2
2	NO2 / CO
3	NO2 / SO2
4	HCN / NO2
5	H2S / NO2
6	NH3 / H2S
7	NH3 / SO2
8	NH3 / NO2
9	NH3 / HCN
10	NH3 / CL2
11	CL2 / H2S
12	CL2 / HCN












NOTE: For more details, please contact RIKEN KEIKI.

## Common specification

<b>Concentration display</b>	Digital LCD (full-dot display, 160 x 128 dots)
<b>Detection method</b>	Pump suction type
<b>Flow rate</b>	0.45 L/min or more (Open flow rate)
<b>Displays</b>	Clock display, battery level display, operating state display and flow check display
<b>Display language</b>	English, Japanese, German, Russian, Korean, Spanish, Italian, French, Portuguese
<b>Buzzer sound volume</b>	95 dB (A) or higher (30 cm)
<b>Gas alarm display</b>	Lamp blinking, continuous modulating buzzer sounding, gas concentration and alarm detail display blinking and vibration
<b>Gas alarm pattern</b>	Self-latching
<b>Fault alarm/self diagnosis</b>	System abnormalities, sensor abnormalities, battery voltage drop, calibration failure, and low flow rate
<b>Fault alarm display</b>	Lamp blinking, intermittent buzzer sounding, and detail display
<b>Fault alarm pattern</b>	Self-latching
<b>Panic alarm display</b>	Preliminary alarm: Lamp blinking, intermittent buzzer sounding Main alarm: Lamp blinking, continuous modulating buzzer sounding
<b>Panic alarm pattern</b>	Self-latching
<b>Man-down alarm display (*)</b>	Preliminary alarm: Lamp blinking, intermittent buzzer sounding Main alarm: Lamp blinking, continuous modulating buzzer sounding
<b>Man-down alarm pattern (*)</b>	Non latching (auto-reset)
<b>Transmission specification</b>	IrDA (for data logger)
<b>Power supply</b>	Standard: Dedicated lithium ion battery unit [BUL-6000] Option: Dedicated dry battery unit <AA alkaline dry battery x 3> [BUD-6000]
<b>Continuous operating time</b>	BUL-6000: About 14 hours (25°C, no alarm and no lighting) BUD-6000: About 8 hours (25°C, no alarm and no lighting)
<b>Operating temperatures</b>	-20 - +50°C
<b>Operating humidities</b>	Below 95% RH (Non-condensing)
<b>Structure</b>	Drip-proof and dust-proof performances (compliant to IP67 level) (tubes excluded)
<b>Explosion-proof structure</b>	Intrinsically safe explosion-proof structure
<b>Explosion-proof class</b>	Ex ia IIC T4 Ga (ATEX/IECEx)
<b>External dimensions</b>	Approx. 70 (W) x 201 (H) x 54 (D) mm (projection portions excluded)
<b>Weight</b>	Approx. 500 g (When BUL-6000 is used)/Approx. 450 g (When BUD-6000 is used)

\* Normally the man-down alarm function is set to OFF and unavailable. To use this function, please contact RIKEN KEIKI.

## Accessories

Standard accessories	BUL-6000 (Li-ion battery unit), Charger 	Rubber boot 	Taper nozzle 	LCD protect film 	Hand strap 	Belt clip 	Filter CO2 removal filter for CO2 sensor Charcoal filter for PID sensor
	Optional accessories	Gas sampling probe Gas sampling hose (0.75m / 5m / 10m / 20m / 30m) 	BUD-6000 (Alkaline battery unit), AA battery x 3 	Data logger program 	PID list setting program 	SDM-6000 	

# RIKEN KEIKI Co., Ltd.

2-7-6 Azusawa, Itabashi-ku, Tokyo, 174-8744, Japan

Phone : +81-3-3966-1113

Fax : +81-3-3558-9110

E-mail : [intdept@rikenkeiki.co.jp](mailto:intdept@rikenkeiki.co.jp)

Web site : <http://www.rikenkeiki.co.jp/english/>